

- 361 stop valve
- 365 filter drier
- 371 heat exchanger
- 375 solenoid valve
- 380 sight glass
- 410 expansion valve
- 510 freezing unit (evaporator)
- B refrigeration unit provided by customer

Ice maker with control system and stainless steel cabinet....

...for connection to one single refrigeration unit only


Specification

Main characteristics

- Capacity: 350 kg/24 h flake ice chipped type
- Production of flake ice chipped type with $-0,5\text{ }^{\circ}\text{C}$ from drinking water or demineralized water - Standard- or Microlce
- Designed for continuous operation - 24 hours - 7 days a week
- Hygienic Design: Closed watersystem - protected against contamination by external influences
- Environmental friendly technology - No moving parts in the refrigeration circuit of the evaporator - no refrigerant leakage
- for connection to a separate refrigeration unit - Refrigerant: upon requirement (for connection to refrigeration system please see separate specification).

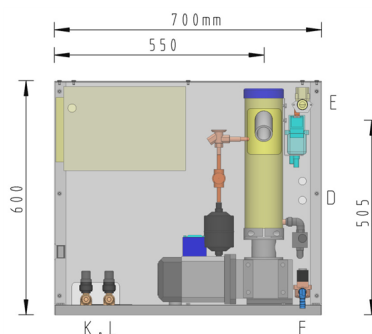
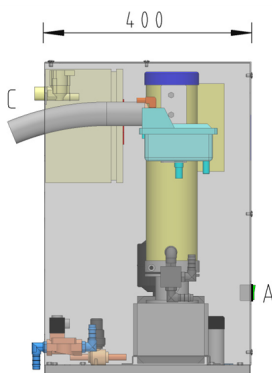


StandardIce



Microlce

Dimensions and connections



- A operating switch
- C ice discharge
- D electr. connection
- E water supply
- F water drain
- K liquid pipe
- L suction pipe

provided by customer:
 water filter
 stop cock
 electr. protection
 waste water connection (contactless)

Technical Data

ZBE 350 E	
350 kg/24 h nominal capacity at	15 °C water temperature
cabinet dimensions (L x W x H)	40 cm x 70 cm x 60 cm
weight	40 kg
cabinet	stainless steel 1.4301
ice discharge	see specification "ice discharges"
electricity	
power consumption	0,28 kW
current consumption	1,4 A
potential-free contact	start-stop signal
provided by customer	
electric supply	1/N/PE ~ 230V 50 Hz
fuse, slow-blow	10 A
cable cross section, Cu	1,5 mm ²
signal cable	to be agreed
water	
supply / drain	3/4 " / 14 mm
provided by customer	
pressure	1 - 5 bar
quality	drinking water
pH-value	7,2 - 9,5 pH
hardness	6 - 14 °dH
temperature	100 - 250 mg CaCO ₃ /l 5 °C - 30 °C
ambient temperature	5 °C - 45 °C
cooling	
evaporator	ZBE 350
evaporation temperature	-17 °C
refrigerating capacity	1,75 kW
connection liquid pipe, Cu	10 "
connection suction pipe, Cu	12 mm
provided by customer for the ice maker	
refrigerant	R452A / R449A / R404A etc.
condensation temperature	≤ 45 °C
condenser	stepless speed controlled
refrigeration unit	layout according to individual requirements possible

Subject to technical modifications. In case of deviations please contact us.

Scope of supply

The ZIEGRA ice maker will be ready for connection to a separate cooling unit as well as water and electricity and be delivered according to EC- standards.

ZIEGRA quality and reliability

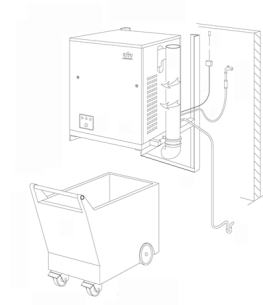
- All necessary control units for connection to a separate refrigeration unit - see refrigeration circuit page 1
- Pre-wired switch box including potential-free contact, for connection to signaling cable provided at site
- 3 min. overrun to use the re-evaporation after switch-off
- Overload cut-out / thermal switch for all motors
- water supply control
- Safety switch-off in case of ice jam

Included accessories

- Flexible ice discharging hose
- Switch-off by thermostat when the ice bin or recipient is full.
- Connecting cable 5 m
- Flexible hose water supply 2 m
- Water drain hose 2 m
- PE ice shovel

Options

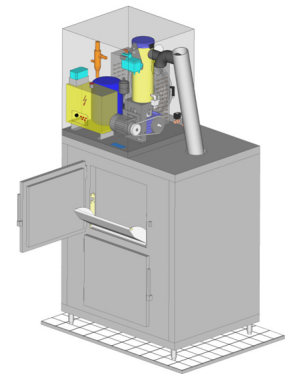
- Ice discharges in various designs, e.g. to produce
 - into a storage bin, or
 - into an ice trolley or similar
- Ice discharge at the narrow side
- Ice maker EV for central refrigeration system (R452A etc. or R744)
- Ice machine with refrigeration unit, as compact machine or split version, available as aircooled or watercooled machine.
- Ice maker with custom-size cabinet, or without cabinet
- Special voltage



Ice production into an ice trolley

Accessories

- Ice storage bins in various sizes and designs e.g. B, ITS, SG, E for manual ice removal
- HygienePlus: water drainage, flushing system, or flushing incl. disinfection
- Cartridge Water Filter reduces lime scale and germs
- UV sterilization
- ZIEGRA water softening: available for very hard water and large flow rates
- Support, wall brackets, or similar
- Melt water pump, leak water sensor and leak water tray
- Freeze protection
- additional separate operating switch
- timer for 7 days
- Restart delay
- protection against overvoltage and undervoltage
- Spare parts available for minimum for 15 years
- Global sales and service.



Ice machine with ice storage B400



Cartridge water filter 90

Technical details: please see respective machine specification. With pleasure we submit to you any further information, also regarding your special requirements